



Electrolux
PROFESSIONAL

Modular Cooking Range Line thermaline 85 - Induction Wok and Plate, 1 Side with Backsplash

ITEM # _____

MODEL # _____

NAME # _____

SIS # _____

AIA # _____



588512
(MBIJBBEOAO)

Induction wok and plate, 2 zones, one-side
operated with backsplash

Short Form Specification

Item No. _____

Unit constructed according to DIN 18860_2 with 20 mm drop nose top. Internal frame for heavy duty sturdiness in 2 mm and 3 mm in 1.4301 (AISI 304). 2 mm top in 1.4301 (AISI 304). Flat surface construction, easily cleanable. THERMODUL connection system end

Main Features

- Fast deployment with full heating power immediately.
- Low heat dissipation to the kitchen.
- Overheat protection: a temperature sensor switches off the supply in case of overheating.
- Pans can easily be moved from one area to another without lifting.
- Power to the zone can be set with progressive output i.e. fine regulation at the lower levels and larger progress at the upper levels.
- The smooth, glass ceramic plate is not directly heated, so there is no burning on cooking surface.
- All major components may be easily accessed from the front.
- THERMODUL connection system creates a seamless work top when units are connected to each other thus avoiding soil penetrating vital components and facilitating the removal of units in case of replacement or service.
- Metal knobs with embedded hygienic silicon "soft" grip for easier handling and cleaning. The special design of the controls prevent infiltration of liquids or soil into vital components.
- 9 power levels.
- Unit composed of wok and plate.

Construction

- Control light for each zone.
- 2 mm top in 1.4301 (AISI 304).
- Flat surface construction with minimal hidden areas to easily clean all surfaces
- Internal frame for heavy duty sturdiness in 2 mm and 3 mm in 1.4301 (AISI 304).
- Unit constructed according to DIN 18860_2 with 20 mm drop nose top.
- IPX5 water resistance certification.

Sustainability

- [NOT TRANSLATED]



Optional Accessories

- Scraper for cook tops PNC 910601
- Induction Wok pan with wooden handle (diam. 360mm) PNC 910613
- Inducton Wok pan with stainless steel handle (diam. 360mm) PNC 911587
- Connecting rail kit for appliances with backsplash, 850mm PNC 912498
- Portioning shelf, 500mm width PNC 912523
- Portioning shelf, 500mm width PNC 912553
- Folding shelf, 300x850mm PNC 912579
- Folding shelf, 400x850mm PNC 912580
- Fixed side shelf, 200x850mm PNC 912586
- Fixed side shelf, 300x850mm PNC 912587
- Fixed side shelf, 400x850mm PNC 912588
- Back panel, 500x700mm, for tops and units with backsplash PNC 913010

APPROVAL: _____

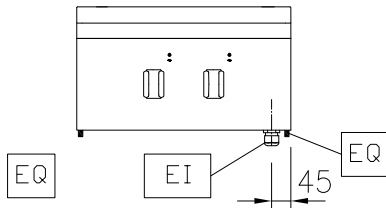


Experience the Excellence
www.electroluxprofessional.com

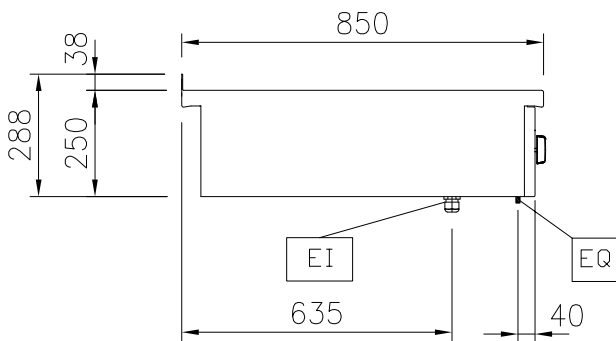


- | | | |
|---|------------|--------------------------|
| • Endrail kit, flush-fitting, with backsplash, left | PNC 913115 | <input type="checkbox"/> |
| • Endrail kit, flush-fitting, with backsplash, right | PNC 913116 | <input type="checkbox"/> |
| • Endrail kit (12mm) for thermaline 85 units with backsplash, left | PNC 913206 | <input type="checkbox"/> |
| • Endrail kit (12mm) for thermaline 85 units with backsplash, right | PNC 913207 | <input type="checkbox"/> |
| • U-clamping rail for back-to-back installations with backsplash | PNC 913226 | <input type="checkbox"/> |
| • - NOT TRANSLATED - | PNC 913231 | <input type="checkbox"/> |
| • - NOT TRANSLATED - | PNC 913676 | <input type="checkbox"/> |

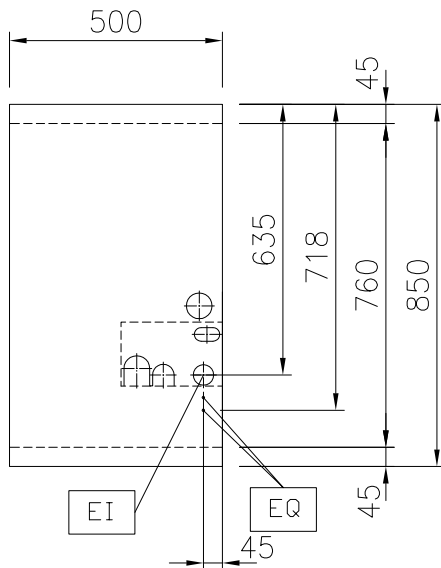
Front



Side


 EI = Electrical inlet (power)
 EQ = Equipotential screw

Top



Electric

Supply voltage: 400 V/3N ph/50/60 Hz
 Total Watts: 10 kW

Key Information:

External dimensions, Width: 500 mm
 External dimensions, Depth: 850 mm
 External dimensions, Height: 250 mm
 Net weight: 24 kg
 Configuration: One-Side Operated;Top
 Back Plates Power: 5 - kW
 Back Plates dimensions: Ø 300

Sustainability

Current consumption: 15 Amps